

# R K LOGISTIC PARK

PADGHA, BHIWANDI



Industries and warehousing spaces for the new world.



# Logistic Parks



A NEW STANDARD FOR THE BIGGEST BRANDS IN THE COUNTRY



## EFFICIENCY

### 30% higher productivity

A combination of transport and planning features in our parks including smartly thought out parking areas, a weigh bridge as the trucks pull into our parks, uni-directional flow of traffic, no criss-crossing of trucks as they pull in and out of warehouses, and easy docking for trucks to load and unload ensure that we reduce throughput time.



**RK Builders** brings you a truly world-class warehousing facility that has been developed and designed to take care of every aspect of the keep and movement of your goods—with precision, intelligence and comes studded with advantages, utilities and facilities that are designed to promote business interests through superior upkeep and movement of goods.



## SAFETY

### 24×7 security you can trust

Each of our parks has 24×7 CCTV coverage of the entire area. Our bounded park wide compound wall and with CCTV surveillance on the perimeter, emergency response processes and trained teams, your warehouses are in the safest hands.



## SPECIAL FEATURES

1. Built as a Strong, Earthquake - Resistant Structure.
2. Flexible Design for Warehouse as well as Office Spaces.
3. Individual electric supply to each warehouse.
4. Designs Approved by Eminent Vastu Consultant.
5. Bank loan also available.



## EXPANDABILITY

Double your space, Whenever you need.

## FLEXIBILITY

### With an eye on the future

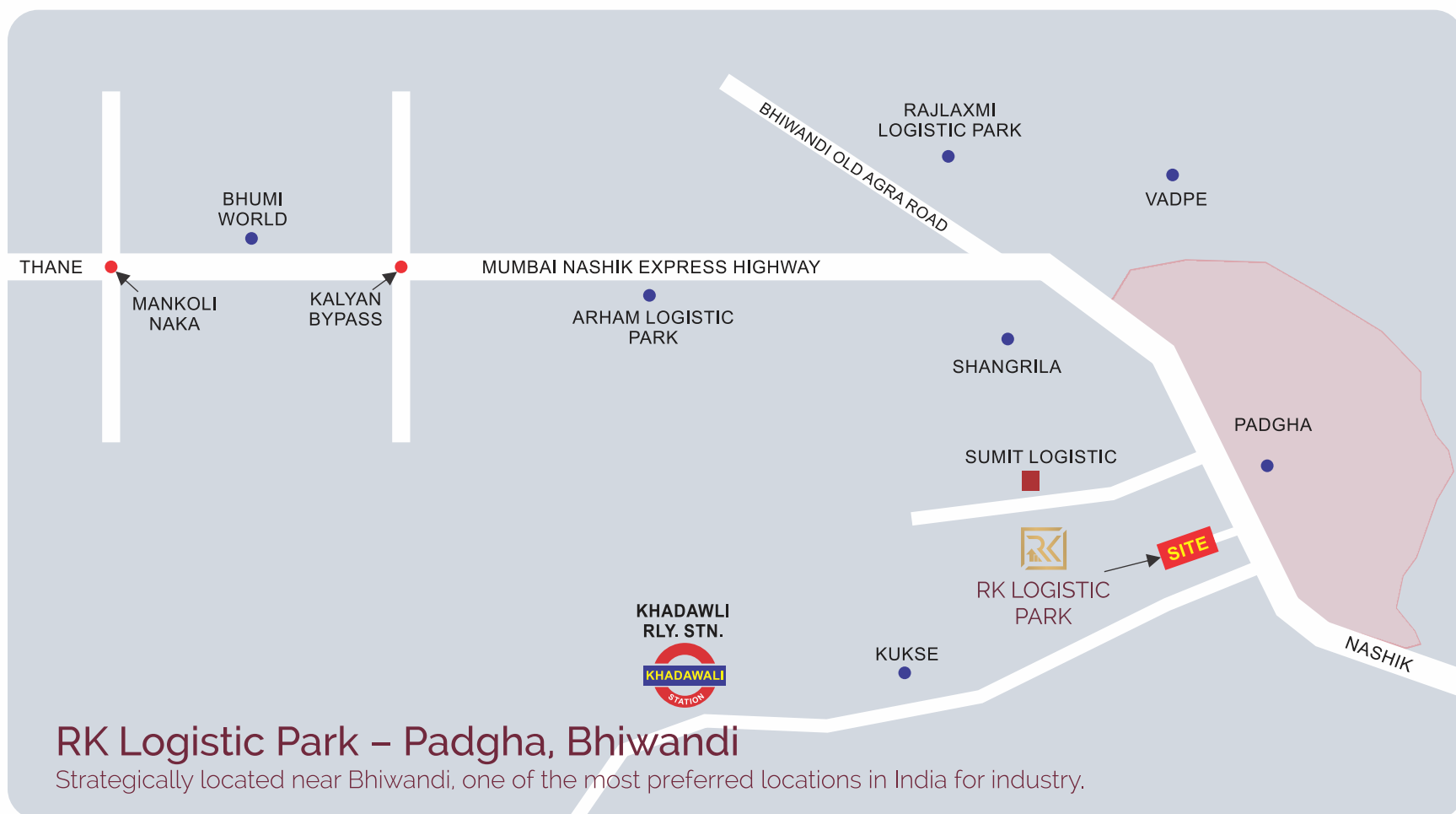
Expand in both X and Y directions, accommodate changes in your manufacturing and racking requirements, integrate your lean manufacturing process, even change your entire production and assembly line, and change the number and type of products you can produce in one space.

Inside your warehouse, you have the flexibility to dismantle and rebuild internal walls and reconfigure the space—it's all yours.

## P.E.B. FEATURES

1. Complete Structure as per Requirement.
2. R.C.C. work up to Plinth Level and Steel Structure above the Plinth and Covered with Precoated Galva Sheets.
4. Side Height 26 Minimum and Center Height 32 Feet Minimum as per Requirement can be Provided.
5. Turbo Ventilator Provided for Reducing Internal Temperature of Ware Housing Building.
6. 100% Leakproof and Moisture Resistant Poly Carbonate Sheet Provided for Sky Lights.
7. Maintenance free PEB Structure.
8. Bore well water supply in each building.
9. 70ft. wide main RCC & 70 wide internal RCC road.
10. CCTV camera for enhanced security.





Project By



HOUSE OF

**RK BUILDERS**

Corporate Office:

RK Royal City, Mankoli Naka, Anjur Road, Bhiwandi - 421302, Thane.

Site:

RK Logistic Park, Beside Heena Farmhouse, Padgha Village, Bhiwandi - 421302, Thane.

T: +91 02522 - 653343 W: [www.rkbuilders.co.in](http://www.rkbuilders.co.in) Email: [rkbuilders3333@gmail.com](mailto:rkbuilders3333@gmail.com)

**Call : +91 904949 3333 / +91 9881445333**

Architect & R.C.C. Consultants  
Urban and Rural Consultants

\*Disclaimer: This brochure is for guidance only. It is not a legal document and does not constitute part of any offer or contract. This brochure is not to be reproduced or copied or made available to others. Design subject to change without prior notice. Proposed development is subject to approval of competent authorities.